

**POLYFLOR™**  
COVERING THE WORLD



Affinity

BEAUTY+  
PERFORMANCE  
COME TOGETHER



# Affinity

BEAUTY+  
PERFORMANCE  
COME TOGETHER

The Affinity collection features sixteen spectacular wood species, carefully selected by our team of experts specialising in interior design. The collection offers an incredible variety of shade options with realistic knot and grain detailing. You are sure to find the perfect design to enhance your home interior.



## ASPEN PINE

9781

The contrast between the warm, natural wood grain and the fresh white painted effect in each plank adds movement and gives this traditional wood species a contemporary finish.

plank size:  
184.2 x 1219.2mm

Straight laid

## CRACKED WHITE OAK

9782

This unique aged oak plank design is versatile and functional, ideal for creating a rustic effect. Warm peach undertones offset the cracked surface design and texture for an authentic appearance.

plank size:  
184.2 x 1219.2mm





## PLANED WHITE OAK

9783

White woods have continued to grow in popularity, becoming a feature within many residential interiors. The smooth finish creates a clean, attractive floor that compliments a variety of décors.

plank size:  
184.2 x 1219.2mm

## FRENCH LIMED OAK

9784

The smooth finish, fluid grain and delicate beige tones you'll find in French Limed Oak are effortlessly elegant. A fantastic addition to the collection, this floorcovering is engaging without being imposing.

plank size:  
184.2 x 1219.2mm





Laid brickwork wood tile with  
2059 Walnut Marquetry Strip

## CHAMPAGNE OAK

9785

Natural oak planks remain a popular choice for interiors across the world thanks to their neutral yet timeless beauty. Champagne Oak is ideal for creating an inviting space where first impressions count.

plank size:  
184.2 x 1219.2mm

## DAPPLED OAK

9786

Encompassing tan and honey tones in a smooth, oak plank pattern, Dappled Oak will enhance any room of your home in which you wish to lay it.

plank size:  
184.2 x 1219.2mm







## HARVEST OAK

9787

A traditional wood with flexible, neutral tones. Harvest Oak is versatile for use in both modern and traditional interiors.

plank size:  
184.2 x 1219.2mm

## SAW MILL OAK

9788

With its lively character and authentic surface texture, Saw Mill Oak is a striking choice that compliments interiors seeking a neutral, reclaimed look.

plank size:  
184.2 x 1219.2mm





Straight laid with 0031 Brown Feature Strip  
between planks (ships decking effect)

## CROSS SAWN TIMBER

9789

Cross Sawn Timber creates an aged, recycled effect with its varied grain detail, rustic surface and authentic dark markings. Try installing planks in a ships decking layout using inlay strip for greater emphasis.

plank size:  
184.2 x 1219.2mm

## HAZEL OAK

9790

The earthy, auburn grain tones in Hazel Oak create a welcoming effect, making it a great choice for any interior that requires a comforting familiarity.

plank size:  
184.2 x 1219.2mm





## SMOKED WALNUT

9791

This traditional dark wood features heavy grain texture, strong colours and attractive markings, ideal for interiors that require a floorcovering with lots of character. The warm markings and dark brown tones create a strong base for complimentary wall coverings and furnishings.

plank size:  
184.2 x 1219.2mm

## FLAMED CHESTNUT

9792

Though bold in design with dominant knots, the inclusion of soft yellows, oranges and pale taupe shades within each Flamed Chestnut plank creates a comforting look that works beautifully laid in a design floor.

plank size:  
184.2 x 1219.2mm





## HUCKLEBERRY OAK

9793

The intense grain detailing and surface texture of Huckleberry Oak coupled with rich hues, come together to create a look that evokes emotion and captures the natural unpredictability of wood planks.

plank size:  
184.2 x 1219.2mm

## RECLAIMED PINE

9794

The striking knots and subtle silver detailing within each plank of Reclaimed Pine is ideal for both modern and traditional interiors. Typical of older, reclaimed wood planks, the bold mix of cool and warm tones creates an eye-catching finish.

plank size:  
184.2 x 1219.2mm





## SEASONED GREY OAK

9795

The versatile base colours of Seasoned Grey Oak can be paired with other aged, reclaimed materials for a time-honoured look.

plank size:  
184.2 x 1219.2mm





## JET BLACK ASH

9796

Make a statement that sets the tone for any interior, with the luxurious monochrome colour of Jet Black Ash. Its long grain texture and smooth surface will give a smaller space an edgy look, or make larger areas feel more intimate.

plank size:  
184.2 x 1219.2mm

# THE COLLECTION

Beautifully engineered to authentically replicate the appearance of natural wood planks, the designs within the Affinity collection may contain knots and markings typical of natural timber.

Although we endeavour to ensure the colours depicted within this brochure represent the true colour of each product, we recommend you view an actual sample prior to selection.

The **R values** shown denote a ramp test result, which is an ex-factory measure of slip resistance.



ASPEN PINE 9781

plank size: 184.2 x 1219.2mm **R10**



CRACKED WHITE OAK 9782

plank size: 184.2 x 1219.2mm **R10**



PLANED WHITE OAK 9783

plank size: 184.2 x 1219.2mm **R10**



FRENCH LIMED OAK 9784

plank size: 184.2 x 1219.2mm **R10**



CHAMPAGNE OAK 9785

plank size: 184.2 x 1219.2mm **R10**



DAPPLED OAK 9786

plank size: 184.2 x 1219.2mm **R10**



HARVEST OAK 9787

plank size: 184.2 x 1219.2mm **R10**



SAW MILL OAK 9788

plank size: 184.2 x 1219.2mm **R10**



CROSS SAWN TIMBER 9789

plank size: 184.2 x 1219.2mm **R10**



HAZEL OAK 9790

plank size: 184.2 x 1219.2mm **R10**




SMOKED WALNUT 9791

plank size: 184.2 x 1219.2mm **R10**



FLAMED CHESTNUT 9792

plank size: 184.2 x 1219.2mm **R10**



HUCKLEBERRY OAK 9793

plank size: 184.2 x 1219.2mm **R10**



RECLAIMED PINE 9794

plank size: 184.2 x 1219.2mm **R10**



SEASONED GREY OAK 9795

plank size: 184.2 x 1219.2mm **R10**



JET BLACK ASH 9796

plank size: 184.2 x 1219.2mm **R10**

## FLOORING ACCESSORIES

When selecting a striking and inspiring floor design, there is virtually no limit to the number of layouts and patterns that can be created using Affinity. Design floors using different plank sizes and decorative inlay strips can guide users through an interior space, create focal points or simply make a statement.

### MARQUETRY STRIPS size: 3mm x 914mm

To incorporate additional wood detailing within the floor design, Affinity Marquetry Strips can be inlaid between planks and are available in 4 popular, delicate wood grains. Create a focal point within a room using a contrasting Marquetry Strip as a perimeter or between planks for a 'ships decking' effect in larger areas.



Note: As the Marquetry Strips are cut from natural wood designs, there will be variation in markings and decoration.

### FEATURE STRIPS size: 5mm x 1000mm

Unlike Marquetry Strips that contain subtle wood tones and grains, Affinity Feature Strips come in 5 solid colourways and can create a bolder graphic finish to an installation. Available in metallic and neutral tonal shades, there is a Feature Strip to suit every wood plank within the Affinity collection.



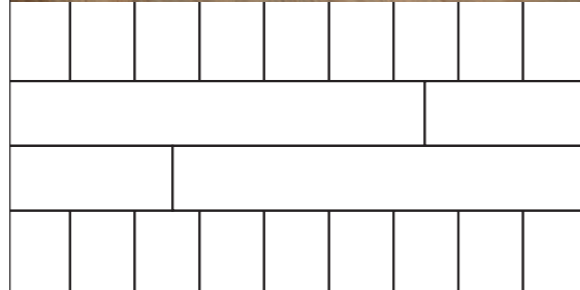
CHAMPAGNE OAK 9785 laid brickwork wood tile with 2059 Walnut Marquetry Strip

# DESIGN FLOORS

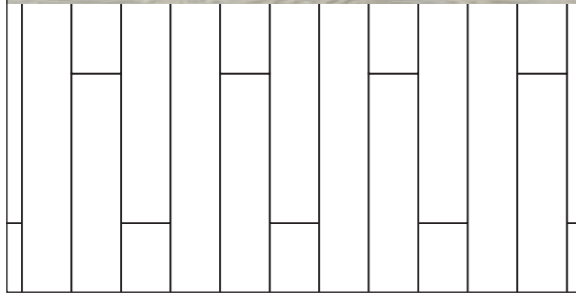
These linear drawings show a selection of flooring designs that can be recreated using the Affinity collection. Whether you choose a simple, clean layout using full planks or something more ambitious incorporating Affinity inlay strips, you can be assured of a finish that is both functional and eye-catching.

★ Standard planks - no cutting

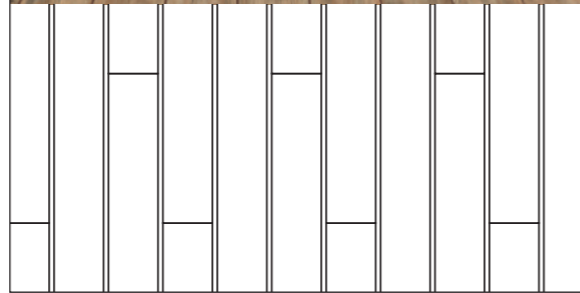
★ ★ Straight cuts



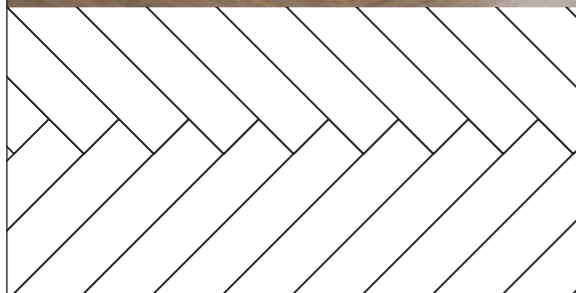
Full plank rows with double plank cross sections





Straight laid plank - staggered



Straight laid plank with strip between each length ('ships decking' effect)



Herringbone design with full length planks



Brickwork wood tile

# TECHNICAL DETAILS

The following table details the technical specification for Affinity. Should you require any further information, contact Polyflor on 1800 777 425 or email [technical@polyflor.com.au](mailto:technical@polyflor.com.au)

Specifications	Standards	Affinity
Gauge	EN 428 / EN ISO 24346	2.0mm
Wear Layer	EN 428 / EN ISO 24246	0.3mm
Packaging plank size	EN 427 / EN ISO 24342	15 @ 184.2 x 1219.2mm = 3.37m <sup>2</sup>
Surface Treatment		PUR
Total weight	EN 430 / EN ISO 23997	2,964 g/m <sup>2</sup>
General performance	EN 649 / EN ISO 10582	Heterogeneous, PVC
Performance classification	EN 649 / EN ISO 10582	23 / 33 / 42
Slip resistance	AS 4586 App D	R10
Dimensional stability	EN 434 / EN ISO 23999	≤0.25%
Residual indentation	EN 433 / EN ISO 24343-1	≤0.1mm
Colour fastness to artificial light	EN ISO 105-B02	(Method 3) ≥6
Behaviour to fire Australian BCA	SPEC C1.10-3	Complies
Abrasion resistance	EN 649 EN ISO 10582	Group T Type I
Electrical behaviour (body voltage)	EN 1815	<2kV
Castor chair (continuous use)	EN 425 / ISO 4918	Suitable
Underfloor heating	EN 1264-2	Suitable, max 27°C
VOC emissions	Indoor Air Comfort (Gold) AgBB FloorScore	Eurofins certified product Very low emissions Certified product

We recommend that adequate UV protection be used for products being installed in direct sunlight as fading may occur.



# FLOORCARE

We want your Affinity floor to look it's best for many years to come and to help you achieve this we have laid out the following floorcare guidelines. Affinity does not harbour dust mites or bacteria making it ideal for the home environment.

## Initial cleaning after your new floor has been installed:

- Avoid walking on the floor for at least 24 hours following completion of installation.
- Sweep or vacuum to prevent loose dirt or grit from scratching the floor.
- Polishing your floor can be beneficial to help prevent slight surface scratches and to provide further protection.

## Day to day cleaning:

- Sweep or vacuum the floor to remove loose dirt, grit or dust.
- Use clean mops and neutral cleaning solutions to regularly clean your floor.  
Contact Polyflor for details of approved maintenance products.
- Dilute the floor cleanser to the manufacturer's instructions.
- Mop the floor evenly.
- Collect any excess liquid in a mop bucket.
- Rinse the floor with clean water and allow to dry.

**Regular cleaning is more beneficial to the floorcovering and is more cost effective than occasional heavy cleaning.**

### DO:

- ✓ Install barrier mats at entrances to pick up grit and moisture.  
(Please note, some rubber-backed mats may discolour the floor)
- ✓ Ensure your furniture is fitted with protective pads where necessary to prevent scratches.
- ✓ Use protective cups under heavy furniture to prevent indentation.
- ✓ Remove spillages as quickly as possible to reduce risk of staining and causing slip hazards.
- ✓ Always use clean equipment when maintaining your floor.
- ✓ Regularly trim pets claws as these can cause fine scratches.

### DON'T:

- ✗ Use abrasive liquids or metal scouring pads as these can damage the floor.
- ✗ Clean the floor with solvents, caustic detergents, washing up liquids, soap powders, bleach, furniture polishes, petroleum based products, pine gels, stain removers or highly coloured products. Such products may make the floor slippery or cause permanent damage.
- ✗ Drag furniture with unprotected feet across the floor.

# CUSTOMER GUARANTEE

All products purchased from the range are guaranteed for 15 years Residential against normal wear and tear in the recommended environment provided they have been fitted correctly and maintained in accordance with the manufacturer's instructions. In order to make a claim, customers must apply in writing indicating where their flooring was purchased and provide satisfactory proof of purchase. This guarantee only applies in the event of the visible wearing out of the decorative pattern on the surface within the 15 years Residential guarantee period from the time of purchase and providing the flooring has been subject to normal usage in the recommended environment. It does not cover general misuse and we suggest that adequate UV protection

be taken against products being installed in direct sunlight as fading may occur. It is the manufacturer's recommendation that felt or Teflon pads are used for protection under chairs and other furniture which will help to prevent scratching and marring of your floor's finish. When moving any heavy objects please place a plywood panel over your vinyl floor. In the event of the manufacturers of Affinity accepting that a claim is valid under this guarantee, they will either repair the flooring or supply replacement flooring free of charge. In the unlikely event of the flooring no longer being in stock, flooring of equivalent quality will be provided.



**AUSTRALIA**

Polyflor Australia  
Tel: 1800 777 425  
Fax: 03 9215 4444  
E-mail: [sales@polyflor.com.au](mailto:sales@polyflor.com.au)  
[www.polyflor.com.au](http://www.polyflor.com.au)

**NEW ZEALAND**

Polyflor New Zealand  
Tel: 0800 765 935  
Fax: 0800 846 737  
E-mail: [sales@polyflor.co.nz](mailto:sales@polyflor.co.nz)  
[www.polyflor.co.nz](http://www.polyflor.co.nz)