

Lexicon



This is the complete package; a contemporary colour palette with multiple sizes and finishes providing for stylish and seamless indoor and outdoor living.

- **Colours** Charcoal, Grey, Stone & Taupe
- **Sizes** 300x300 matt finish
300x600 matt finish
450x450 matt & external



GNS Ceramics recommends that our retail shops pass on the following information to the installer and end-user.

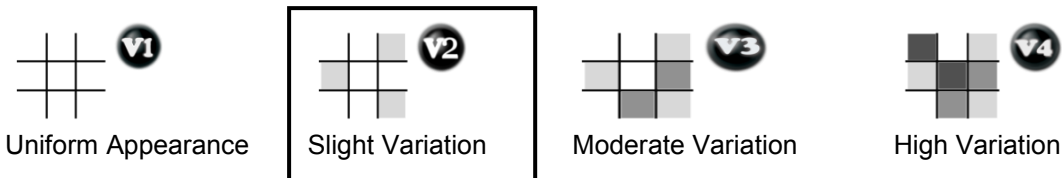
Ceramic tiles are only one component of a much larger building system. It is our experience that failure of any tiling system is very often the result of a combination of factors. For example; inappropriate design, type of substrate, surface preparation, temperature during installation, adhesives, incompatibility of products, product failure, environmental factors skill and knowledge of the installers etc; the latter being supplied or controlled by a variety of manufacturers and tradesmen. GNS Ceramics has no involvement in the design, selling and installation processes and once goods have been dispatched from our warehouse we have no control over where and how these products are used. As a result the project manager, and or the tiler are the only people in a position to ensure that all the components used in a project are compatible and that the product is installed in accordance with the Australian Building Code and the Australian Standards.

Installation Instructions for all types of tiles can be found in the GNS Ceramics Price List, and on our website. We suggest these are followed at all times.

Cleaning and Maintenance

Do not use abrasive cleaners and chemicals which could permanently scratch and damage the surface of the tile. For daily cleaning we recommend the use of a mild PH Neutral detergent. Should a more vigorous cleaning programme be required we recommend the use of a proprietary tile cleaner from a specialty tile supplier.

Colour & Pattern Variation Guide



Slip Resistance

The best way to minimise the risk of slipping is through safe design principals. This involves a risk management approach which evaluates the likelihood and consequence of an incident to occur. Slip resistive flooring is only one of the design components to consider, other design features should also be considered, including awnings, airlocks, matting and a suitable cleaning regime to reduce the extent of contaminates. Visual aids, warning signs, handrails and lighting, along with the footwear to be worn, should also be considered.

All ceramic tiles can be slippery, particularly when wet. This includes tiles, commonly used in wet areas such as bathrooms. It is important that customers be aware of the potential danger of wet ceramic tiles and seek advice from the retailer as to the level of slip-resistance of any particular tile, and its suitability for the intended application. If there is any doubt, tiles should be tested for slip-resistance immediately after being laid, under the conditions that they will be subject to during use. While tiles may achieve an acceptable standard in a laboratory test, it is quite probable that the performance in-situ will be less than expected, due to installation methods, wear & tear, cleaning regimes and unforeseen circumstances. Test results should therefore to be seen as a relative guide to estimate the merits of one tile versus another and should be used in conjunction with the Australian Building Code and the relevant Australian Standards. Further information on slip resistance is provided in the Australian Standards HB197:1999 and HB198:2014 - An Introductory guide to the slip resistance of pedestrian surface materials.

There are many factors beyond the control of the supplier that can affect the level of slip-resistance of tiles, or contribute to the incidents of injury through slipping. Consequently, the laboratory test results presented here must not be viewed to mean that GNS Ceramics Pty Ltd, is providing any warranty, nor will accept any liability for personal injury or accidents arising from the selection or installation of tiles under any circumstances.

Classes of Use

The classification has taken into account the recommendations of the Australian Standards; however, they are given for general guidance only. They are valid for the given application under **NORMAL CONDITIONS** and should not be taken to provide accurate product specifications for specific requirements.

WARNING: Other standards and building code requirements may affect your selection of tiles.












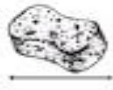


Consideration should be given to the footwear, type of pedestrian traffic and cleaning methods expected. Floors should be adequately protected against soiling from following trades during installation; they should also be protected against scratching dirt at the entrances to building by interposing footwear cleaning devices. For example, mats, shoe scrapers, static devices, etc.

CLASS 4 - Floor coverings that are walked on by regular traffic with some scratching dirt so that conditions are more severe than CLASS 3; For example, entrances, laundries with external access, living areas, entertainment areas, patio's, sales rooms, motels.



TECHNICAL SPECIFICATIONS

NCIA products conform to Group B1b

AU ISO 13006-2013 International and Australian Standards

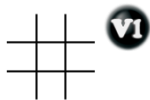
	Length and Width	± 0.6 %	± 2.0 mm
	Thickness	± 5 %	± 0.5 mm
	Straightness of Sides Rectangularity	± 0.5 % ± 0.5 %	± 1.5 mm ± 2.0 mm
	Centre Curvature Edge Curvature Warpage	± 0.5 % ± 0.5 % ± 0.5 %	± 2.0 mm ± 2.0 mm ± 2.0 mm
	Water Absorption	≤ 3 %	
	Resistance to Surface Abrasion PEI	Min. PEI 3 / Gloss Min. PEI 2	
	Resistance to Scratch	MOHS 5	
	Resistance to Chemicals	Min Class GB	
	Resistance to Staining	Min 3	
	Resistance to Crazing	NO CRAZING	
	Resistance to Frost	RESISTANT	
	Moisture Expansion	0.01 %	
	Modulus of Rupture MOR [N/mm]	Min. 30 N/mm ²	
	Surface Quality	Min 95 % Defect Free	

PACKING DETAILS

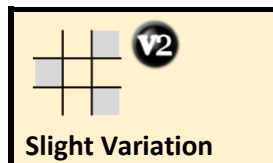
SIZE	PER BOX 		PER PALLET 	
	PIECES	SQ-M	BOX	SQM
300x300	16	1.44	84	120.96
400x400	8	1.28	96	122.88
450x450	7	1.42	80	113.6
300x600	8	1.44	48	69.12
600x600	5	1.80	36	64.80

VARIATION

Colour and Pattern variation guide.



Uniform Appearance



Slight Variation



Moderate Variation



High Variation

FINISH

FINISH	CODE	DESCRIPTION
	ZLE1235A	Lexicon Stone 300x300 Grd-A
	ZLE2035A	Lexicon Grey 300x300 Grd-A
	ZLE6335A	Lexicon Taupe 300x300 Grd-A
	ZLE8035A	Lexicon Charcoal 300x300 Grd-A
	ZLE1245A	Lexicon Stone 450x450 Grd-A
	ZLE1745A	Lexicon Stone P5 450x450 Grd-A
	ZLE2045A	Lexicon Grey 450x450 Grd-A

LEXICON

P5	ZLE2545A	Lexicon Grey P5 450x450 Grd-A
M	ZLE6345A	Lexicon Taupe 450x450 Grd-A
P5	ZLE6845A	Lexicon Taupe P5 450x450 Grd-A
M	ZLE8045A	Lexicon Charcoal 450x450 Grd-A
P5	ZLE8545A	Lexicon Charcoal P5 450x450 Grd-A
<hr/>		
M	ZLE1255A	Lexicon Stone 300x600 Grd-A
M	ZLE2055A	Lexicon Grey 300x600 Grd-A
M	ZLE6355A	Lexicon Taupe 300x600 Grd-A
M	ZLE8055A	Lexicon Charcoal 300x600 Grd-A

KEY

M	MATT FINISH
S	SHINE FINISH
WET	WET LOOK
P1	SLIP RESISTANCE - WET PENDULUM P1
P2	SLIP RESISTANCE - WET PENDULUM P2
P3	SLIP RESISTANCE - WET PENDULUM P3
P4	SLIP RESISTANCE - WET PENDULUM P4
P5	SLIP RESISTANCE - WET PENDULUM P5

